


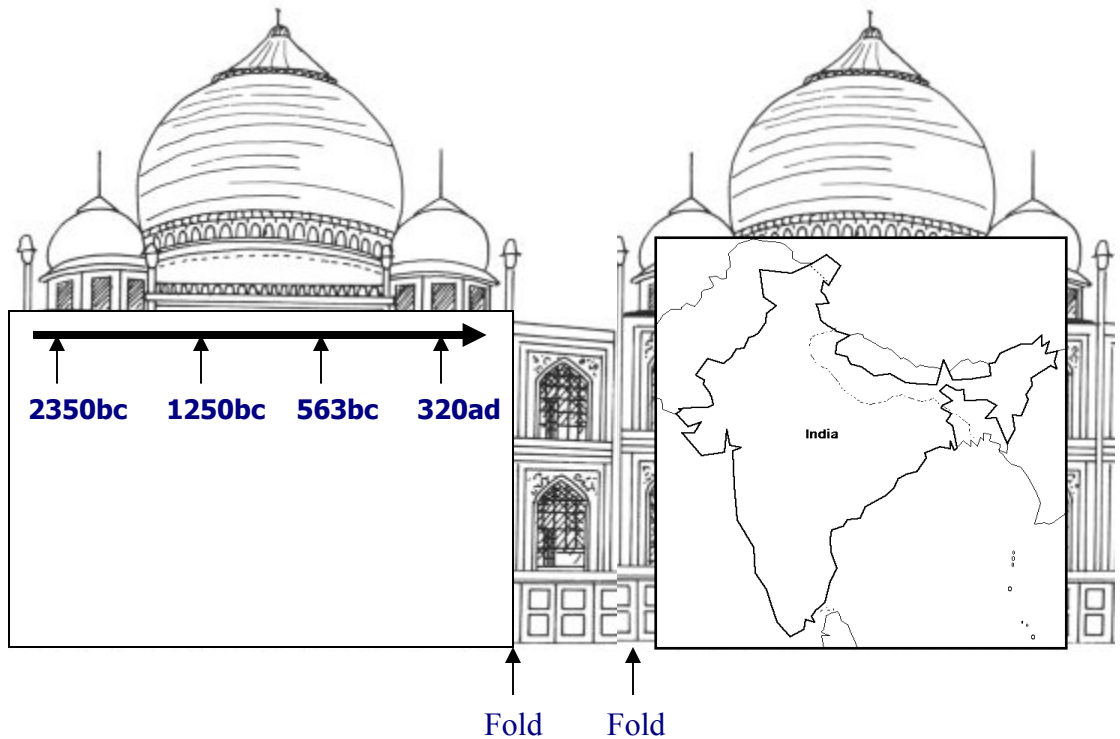
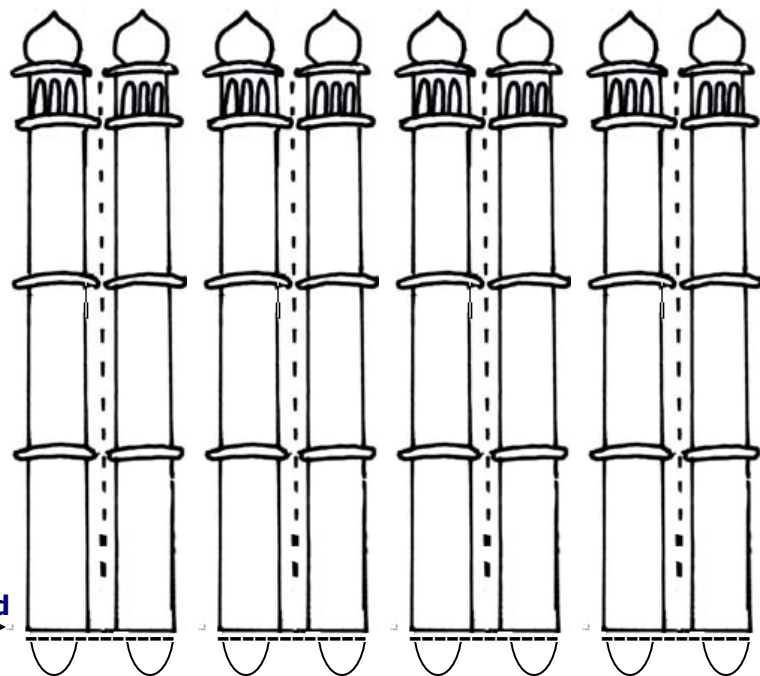
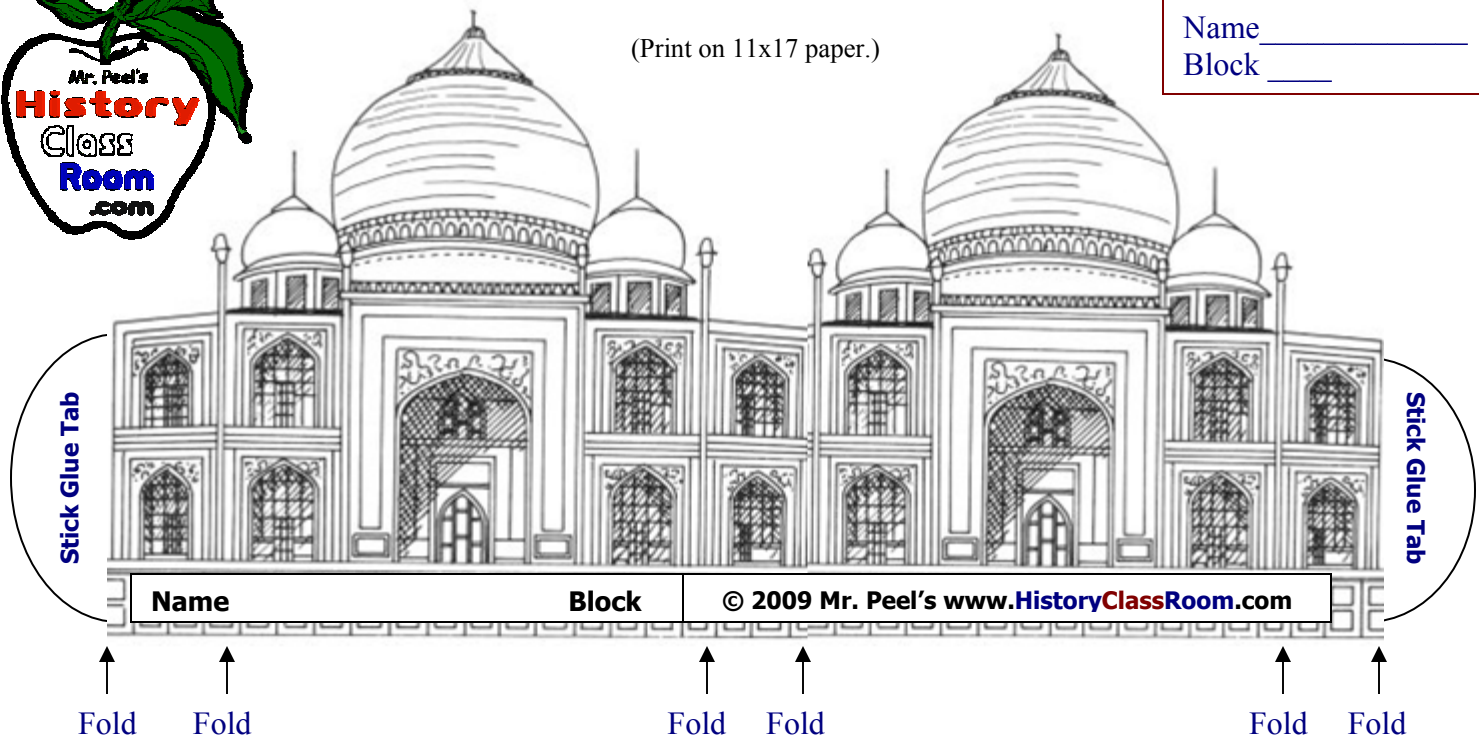
Paper Power Technology!

1. Complete the Timeline (see page 121)
2. Label the Arabian Sea, Bay of Bengal, and Indian Ocean. (See p. 125)
3. Cut out your Taj Mahal and write your *Graphic Organizer & Vocabulary* for sec._on the back.
4. Fold & Stick Glue! (Eight-Sided)




(Print on 11x17 paper.)

Name _____
Block _____




Taj Mahal P.A.P.E.R. Power Tech !

Mr. Peel's www.HistoryClassRoom.com P.aper A.nd P.aste E.ducational R.eview



1. Complete the Timeline (see page 121)
2. Label the Arabian Sea, Bay of Bengal, and Indian Ocean. (See the Map of India, p. 125)
3. Cut out your Taj Mahal and write your Graphic Organizer & Vocabulary for sec. ___ on the back.
4. Fold & Stick Glue! (Eight-Sided)

Tape Your Taj Mahal to the middle of a piece of paper (8 1/2 x 11 folded once) and position your four towers near each corner of the paper.



India was the birthplace of Hinduism and Buddhism. The Taj Mahal, however, was built by Islamic Emperor Shah Jahan of the Mughal Empire. It is a mausoleum (manificent tomb) that he built for his beloved wife. Construction began about 1632 and it was completed around 1653. It is considered to be one of the 7 New Wonders of the World.

